



Biosolids Monthly Compliance Report

Facility Name: Orange County Sanitation District Reclamation Plant #1, Fountain Valley, CA and Treatment Plant #2, Huntington Beach, CA

Monitoring Period: March 1- 31, 2018

This notice and necessary information demonstrates compliance with requirements of the Code of Federal Regulations Title 40 Part 503 and the Arizona Administrative Code Title 18, Chapter 9, Article 10 for land application pollutant concentrations, Class B pathogen reduction via anaerobic digestion (40CFR 503.32(b)(3)(A)(3), AAC R18-9-1006(E)(5)), and vector attraction reduction via volatile solids reduction (40CFR 503.33(b)(1), AAC R18-9-1010(A)(1)).

Sampling date(s): 03/20/18, 03/27/18

| | Mercury (mg/kg dry) | Arsenic (mg/kg dry) | Cadmium (mg/kg dry) | Chromium (mg/kg dry) | Copper (mg/kg dry) | Lead (mg/kg dry) | Molybdenum (mg/kg dry) | Nickel (mg/kg dry) | Selenium (mg/kg dry) | Zinc (mg/kg dry) | Ammonia Nitrogen (mg/kg dry) | Organic Nitrogen (mg/kg dry) | Total Nitrogen (mg/kg dry) | pH | Total Solids (%) | VSR (%) |
|-------------------------------|------------------------|------------------------|------------------------|-------------------------|-----------------------|---------------------|---------------------------|-----------------------|-------------------------|---------------------|------------------------------------|------------------------------------|----------------------------------|-----|------------------------|------------|
| Plant 1 Max/Min* | 1.3 | 11 DNQ | 1.8 DNQ | 29 | 320 | 9.5 | 10 DNQ | 36 | <3.1 | 480 | 6,700 | 65,000 | 72,000 | 7.9 | 18 | 57 |
| Plant 1 Avg | 0.98 | 10 DNQ | 1.7 DNQ | 27 | 320 | 8.9 | 10 DNQ | 32 | <3.1 | 470 | 6,400 | 56,000 | 62,000 | | 19 | |
| Plant 2 Max/Min* | 0.77 | 15 | 4.4 | 44 | 440 | 10 | 16 | 37 | <2.7 | 650 | 5,500 | 53,000 | 58,000 | 8.0 | 21 | 64 |
| Plant 2 Avg | 0.74 | 12 DNQ | 4.1 | 39 | 380 | 10 | 14 | 33 | <2.7 | 590 | 5,500 | 43,000 | 48,000 | | 22 | |
| Table 1 (Max/Min)* | 57 | 75 | 85 | 3000 | 4300 | 840 | 75 | 420 | 100 | 7500 | N/A | N/A | N/A | 6.5 | 15 | 38 |
| Table 3 (Avg) | 17 | 41 | 39 | N/A | 1500 | 300 | N/A | 420 | 100 | 2800 | N/A | N/A | N/A | N/A | N/A | N/A |

| OCSD Plant 1 | System Summary | Dig. 7 | Dig. 8 | Dig. 9 | Dig. 10 | Dig. 11 | Dig. 12 | Dig. 13 | Dig. 14 | Dig. 15 | Dig. 16 |
|---|----------------|----------------|----------------|--------|---------|---------|---------|---------|---------|---------|---------|
| Minimum Mean Cell Residence Time (Min 15 days)** | 23 | Out of Service | Out of Service | 23 | 23 | 24 | 24 | 23 | 23 | 23 | 23 |
| Minimum Temperature (Min 95 °F) | 97 | Out of Service | Out of Service | 98 | 98 | 97 | 98 | 98 | 98 | 98 | 98 |

| OCSD Plant 2 | System Summary | Dig. C | Dig. D | Dig. E | Dig. F | Dig. G | Dig. H | Dig. I | Dig. J | Dig. L | Dig. M | Dig. N | Dig. O | Dig. P | Dig. Q | Dig. R | Dig. S | Dig. T |
|---|----------------|----------------|--------|----------------|--------|--------|----------------|--------|--------|----------------|--------|--------|--------|--------|--------|--------|--------|--------|
| Minimum Mean Cell Residence Time (Min 15 days)** | 19 | Out of Service | 18 | Out of Service | 18 | 18 | Out of Service | 18 | 18 | Out of Service | 19 | 18 | 18 | 18 | 18 | 18 | 21 | 19 |
| Minimum Temperature (Min 95 °F) | 97 | Out of Service | 99 | Out of Service | 97 | 99 | Out of Service | 100 | 101 | Out of Service | 98 | 97 | 97 | 99 | 99 | 98 | 99 | 98 |

DNQ (Detected, Not Quantified) represents estimated values above the method detection limit (MDL), but below the reporting limit (RL).

* Maximum values are reported for metals and nitrogen parameters; minimum values are reported for pH, volatile solids reduction (VSR) and total solids. Analysis of pH is conducted to comply with AAC R18-9-1007(A)(1). The limit for total solids applies only if biosolids are sent to a California landfill, per CCR Title 27 Section 20220(c)(3).

** MCRT based on a 15-Day Rolling Average.



Biosolids Monthly Compliance Report

Facility Name: Orange County Sanitation District Reclamation Plant #1, Fountain Valley, CA and Treatment Plant #2, Huntington Beach, CA

Monitoring Period: March 1- 31, 2018

Certifications:

NPDES permit: *I certify, under penalty of law, that this document and all attachments were prepared under my direction or supervision in accordance with a system designed to assure that qualified personnel properly gather and evaluate the information submitted. Based on my inquiry of the person or persons who manage the system or the persons directly responsible for gathering the information, the information submitted is, to the best of my knowledge and belief, true, accurate, and complete. I am aware that there are significant penalties for submitting false information, including the possibility of fine and imprisonment for knowing violations.*

503 Class B: *I certify, under penalty of law, that the Class B pathogen requirements in 503.32(b) and the vector attraction reduction requirement in 503.33(b)(1) have been met. This determination has been made under my direction and supervision in accordance with the system designed to ensure that qualified personnel properly gather and evaluate the information used to determine that the pathogen requirements and vector attraction requirements have been met. I am aware that there are significant penalties for false certification including the possibility of fine and imprisonment.*

Arizona Class B: *I certify, under penalty of law, that the pollutant analyses and the description of pathogen treatment and vector attraction reduction activities have been made under my direction and supervision and under a system designed to ensure that qualified personnel properly gather and evaluate the information used to determine whether the applicable biosolids requirements have been met. I am aware that there are significant penalties for false certification including the possibility of fine and imprisonment.*

Jim Spears
Operations Manager

jspears@ocsd.com
(714) 593-7081

Ron Coss
Laboratory, Monitoring &
Compliance Manager

rcoss@ocsd.com
(714) 593-7508

Reviewers

Cindy Vellucci
Cindy Vellucci (May 30, 2018)

Deirdre Bingman

Rachel van Exel

Margil Jimenez
Margil Jimenez (May 31, 2018)













2018-03_Biosolids_Compliance_Report


Adobe Sign Document History


06/05/2018

Created: 05/30/2018
By: Cindy Vellucci (cvellucci@ocsd.com)
Status: Signed
Transaction ID: CBJCHBCAABAAiNNIArFqA4B4XLstpx0FEB2zGcnuHTN


"2018-03_Biosolids_Compliance_Report" History


-  Document uploaded by Cindy Vellucci (cvellucci@ocsd.com) from Acrobat
05/30/2018 - 2:15:40 PM PDT- IP address: 206.169.97.226
-  Document e-signed by Cindy Vellucci (cvellucci@ocsd.com)
Signature Date: 05/30/2018 - 2:29:23 PM PDT - Time Source: server- IP address: 206.169.97.226
-  Document emailed to Deirdre Bingman (dbingman@ocsd.com) for signature
05/30/2018 - 2:29:23 PM PDT
-  Document viewed by Deirdre Bingman (dbingman@ocsd.com)
05/30/2018 - 2:29:56 PM PDT- IP address: 206.169.97.226
-  Document e-signed by Deirdre Bingman (dbingman@ocsd.com)
Signature Date: 05/30/2018 - 2:32:07 PM PDT - Time Source: server- IP address: 206.169.97.226
-  Document emailed to Rachel Van Exel (rvanexel@ocsd.com) for signature
05/30/2018 - 2:32:08 PM PDT
-  Document viewed by Rachel Van Exel (rvanexel@ocsd.com)
05/30/2018 - 3:04:29 PM PDT- IP address: 206.169.97.226
-  Document e-signed by Rachel Van Exel (rvanexel@ocsd.com)
Signature Date: 05/30/2018 - 3:41:31 PM PDT - Time Source: server- IP address: 206.169.97.226
-  Document emailed to Margil Jimenez (mjjimenez@ocsd.com) for signature
05/30/2018 - 3:41:32 PM PDT
-  Document viewed by Margil Jimenez (mjjimenez@ocsd.com)
05/31/2018 - 10:38:58 AM PDT- IP address: 206.169.97.226


 Document e-signed by Margil Jimenez (mjjimenez@ocsd.com)
Signature Date: 05/31/2018 - 12:46:51 PM PDT - Time Source: server- IP address: 206.169.97.226


 Document emailed to James Spears Jr. (jspears@ocsd.com) for signature
05/31/2018 - 12:46:52 PM PDT

 Document viewed by James Spears Jr. (jspears@ocsd.com)
06/05/2018 - 7:36:22 AM PDT- IP address: 206.169.97.226

 Document e-signed by James Spears Jr. (jspears@ocsd.com)
Signature Date: 06/05/2018 - 7:38:29 AM PDT - Time Source: server- IP address: 206.169.97.226

 Document emailed to Ron Coss (rcoss@ocsd.com) for signature
06/05/2018 - 7:38:29 AM PDT

 Document viewed by Ron Coss (rcoss@ocsd.com)
06/05/2018 - 2:02:39 PM PDT- IP address: 206.169.97.226

 Document e-signed by Ron Coss (rcoss@ocsd.com)
Signature Date: 06/05/2018 - 2:03:22 PM PDT - Time Source: server- IP address: 206.169.97.226